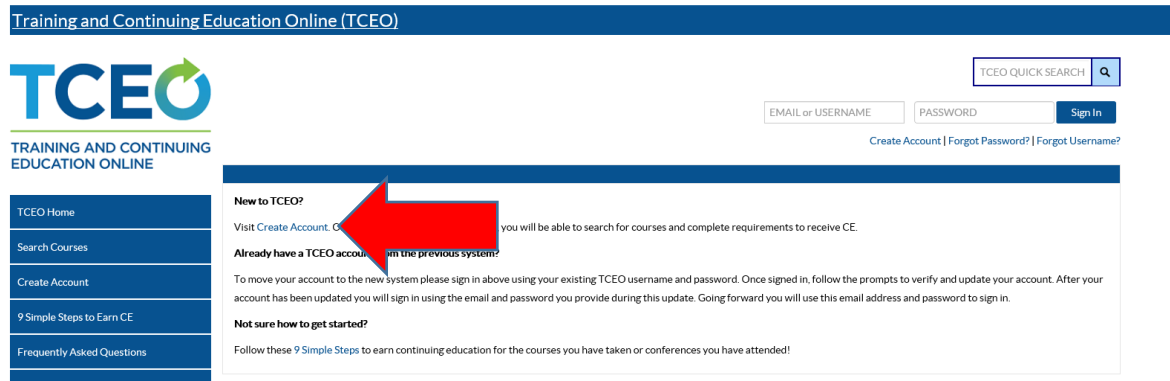


Getting Continuing Education Credits for VFC training Courses

Log into: <https://tceols.cdc.gov/>

If you don't already have an account Create Account



After answering your security questions put the Course # into the TCEO Quick Search Bar

WB4418 for you call the shots- Module 16

WD2886R for the Keys to Storing and Handling

WB4461 for the Pfizer COVID-19 Vaccine

Click on the Blue link for the course



Then click the Continue button

CE Expiration: 08/09/2022, 11:59 PM (ET)

Available CE: CME, CNE, CEU, CPH, CHES, MCHES, CPE

You Call the Shots is an interactive, web-based immunization training course. It consists of a series of modules that discuss vaccine-preventable diseases and explain the latest recommendations for vaccine use. Each module provides learning opportunities, self-test practice questions, reference and resource materials, and an extensive glossary. This thirteenth module in the series discusses varicella disease and its related vaccines.

[Continue](#)

Choose that this is 1 CNE (for Nurses, CME for providers, and CEU for dental professionals)

Select CE for Your Course

Select your continuing education type. You may select more than one. Depending on the type of CE you select, you may be prompted to provide additional information.

- ☐ **1.25 CME** (physicians)
- ☐ **1 CNE** (nurses)
- ☐ **0.1 CEU** (other professionals)
- ☐ **1 CPH** (public health professionals)
- ☐ **1 CHES** (certified health education specialists)
- ☐ **1 MCHES** (master certified health education specialists)
- ☐ **0.1 CPE** (pharmacists)

[Save and Continue](#)

You will now see the Course in your Pending CE Section. Click on the Blue Evaluation

Pending CE

[Adjust Enrollment](#)

[Cancel CE](#)

(WB4374)

Immunization: You Call the Shots-Module Thirteen-Varicella - 2020 (Web-based)

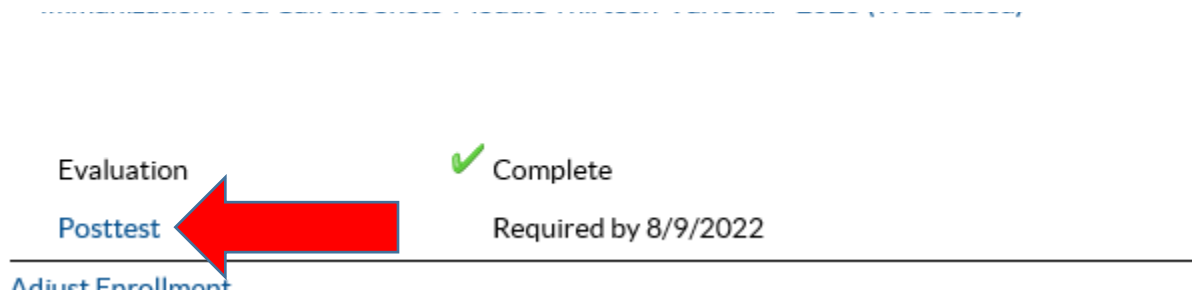
1 CNE

[Evaluation](#)

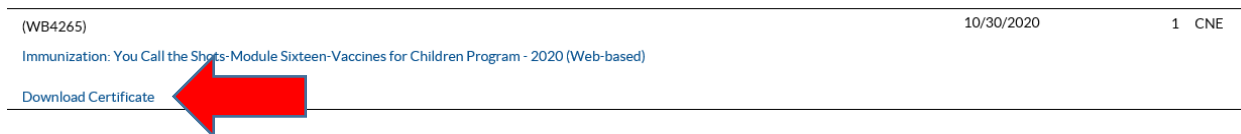
[Posttest](#)

Required. Available after evaluation is complete.

Once you submit the evaluation, click on the now blue link for the Posttest



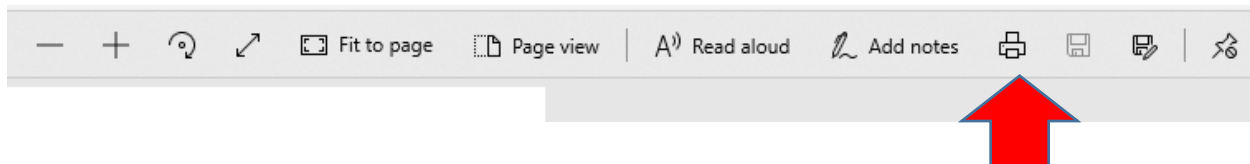
Once you have taken the posttest and gotten your score, scroll to the bottom of the page and click close. You are now able to download your Certificate



At the bottom of the screen, you will need to click open





Once opened, click the print icon in the top right




Change your printer to the Microsoft Print to PDF option, and click print.

Printer


 Microsoft Print to PDF 

☐ Let the app change my printing preferences


Orientation

Portrait 

Pages

All 

Scale

Fit to page 

[More settings](#)

Print Cancel

You can now name this document and save to your F Drive or Desktop. This can now also be attached to your email and sent to Natalie Bycenski for uploading to the CT Wiz website.